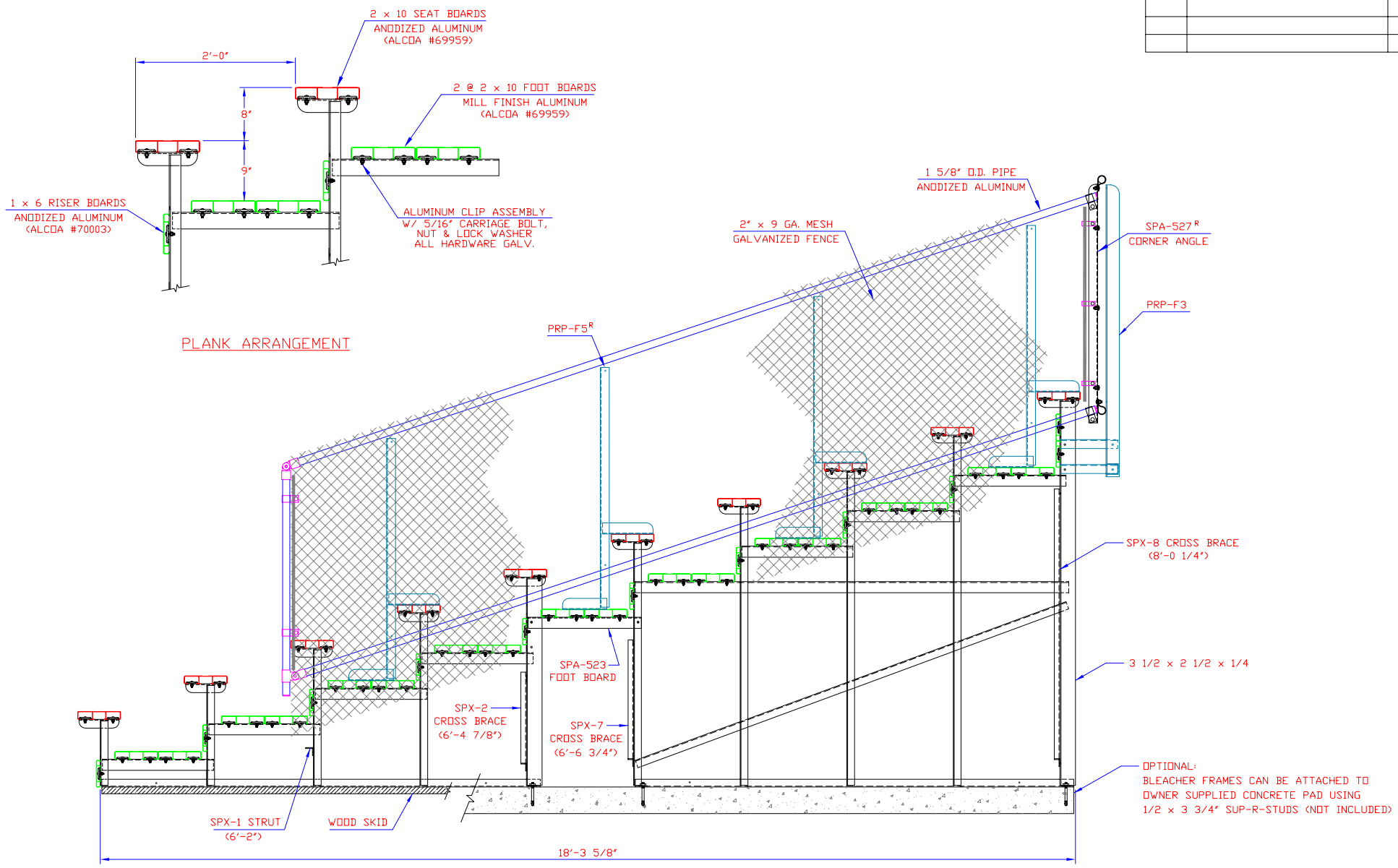


LETTER	REVISIONS	BY	DATE




END ELEVATION


10 ROW UNIT

ALL FRAMING & BRACING ANGLES 1 3/4 x 1 3/4 x 3/16
 ALL STRUTS & BRACING ANGLES 1 1/4 x 1 1/4 x 3/16
 ALL ALUMINUM FOOT BOARD ANGLES 2 1/2 x 2 x 3/16
 UNLESS NOTED

ALUMINUM 6061-T6 UNDERSTRUCTURE THIS DRAWING INCLUDING THE PRINCIPLES OF DESIGN IS THE PROPERTY OF AND IS SUBMITTED BY E & D SPECIALTY STANDS, INC. WITH THE AGREEMENT THAT IT IS NOT TO BE REPRODUCED, COPIED OR LOANED IN PART OR WHOLE, NOT TO BE USED IN ANY MANNER THAT MAY CONSTITUTE A DETRIMENT DIRECTLY OR INDIRECTLY TO E & D SPECIALTY STANDS, INC. ACCEPTANCE OF THIS DRAWING WILL BE CONSTRUED AS AN AGREEMENT TO THE ABOVE.	SCALE	REFERENCE DWG.	END ELEVATION 10 ROW PORTABLE (2) FOOT BOARDS w/RISERS E & D SPECIALTY STANDS, INC. NORTH COLLINS, NEW YORK
	DRAWN BY	CHECKED BY	
	DATE	DATE	
	3/4"=1'-0"		
	D.K.		P1024-21-RB
	3/23/04		

LETTER	REVISIONS	BY	DATE




 INDICATES CROSS BRACING
 ALL STRUTS CONTINUOUS

PLAN OF BLEACHER

SEATING CAPACITY
@ 18" PER SEAT = 140

ALUMINUM 6061-T6 UNDERSTRUCTURE <small>THIS DRAWING INCLUDING THE PRINCIPLES OF DESIGN IS THE PROPERTY OF AND IS SUBMITTED BY E & D SPECIALTY STANDS, INC. WITH THE AGREEMENT THAT IT IS NOT TO BE REPRODUCED, COPIED OR LOANED IN PART OR WHOLE, NOT TO BE USED IN ANY MANNER THAT MAY CONSTITUTE A DETRIMENT DIRECTLY OR INDIRECTLY TO E & D SPECIALTY STANDS, INC. ACCEPTANCE OF THIS DRAWING WILL BE CONSTRUED AS AN AGREEMENT TO THE ABOVE.</small>	SCALE	REFERENCE DWG.	PLAN OF BLEACHER 10 ROW PORTABLE (2) FOOT BOARDS w/RISERS
	BROWN BY	CHECKED BY	
	DATE	DATE	
	3/23/04		
E & D SPECIALTY STANDS, INC. NORTH COLLINS, NEW YORK		P1024-21-RB	