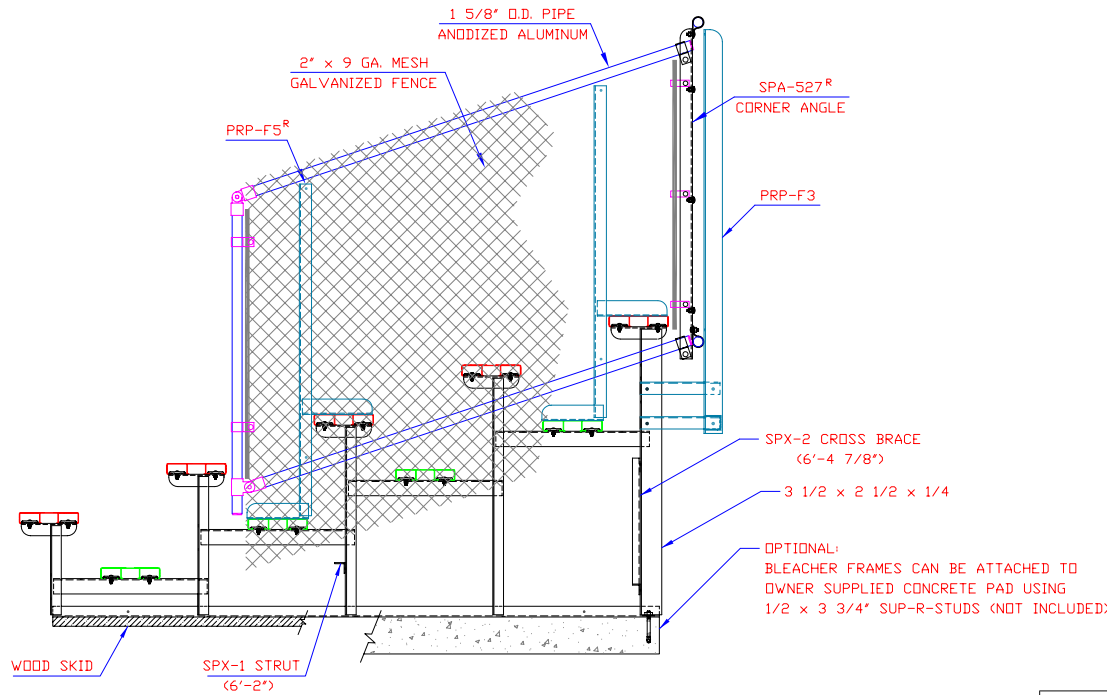
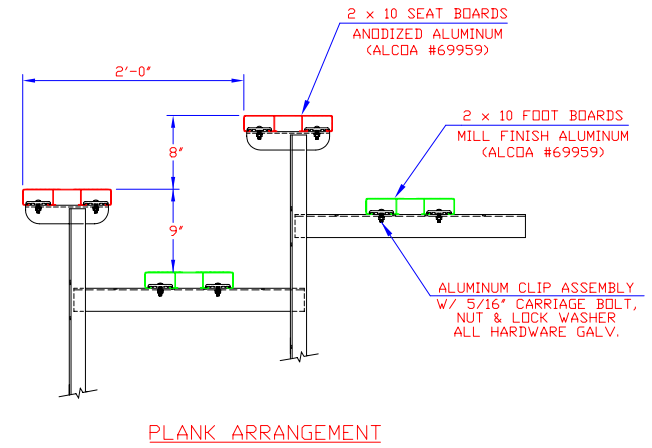
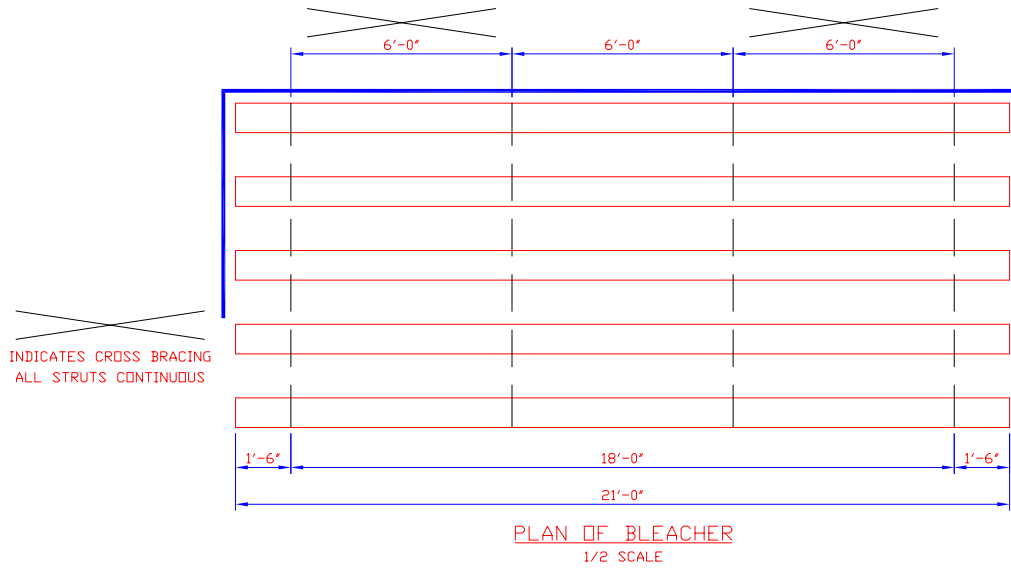


LETTER	REVISIONS	BY	DATE



ALL FRAMING & BRACING ANGLES 1 3/4 x 1 3/4 x 3/16
ALL STRUTS & BRACING ANGLES 1 1/4 x 1 1/4 x 3/16
ALL ALUMINUM FOOT BOARD ANGLES 2 1/2 x 2 x 3/16
UNLESS NOTED

SEATING CAPACITY
@ 18" PER SEAT = 70

ALUMINUM 6061-T6 UNDERSTRUCTURE	SCALE 3/4"=1'-0"	REFERENCE DWG.	END ELEVATION & PLAN VIEW
THIS DRAWING INCLUDING THE PRINCIPLES OF DESIGN IS THE PROPERTY OF AND IS SUBMITTED BY E & D SPECIALTY STANDS, INC. WITH THE AGREEMENT THAT IT IS NOT TO BE REPRODUCED, COPIED OR LOANED IN PART OR WHOLE, NOT TO BE USED IN ANY MANNER THAT MAY CONSTITUTE A DETRIMENT DIRECTLY OR INDIRECTLY TO E & D SPECIALTY STANDS, INC. ACCEPTANCE OF THIS DRAWING WILL BE CONSTRUED AS AN AGREEMENT TO THE ABOVE.	DRAWN BY D.K.	CHECKED BY	5 ROW UNIT
	DATE 3/10/04	DATE	STANDARD PORTABLE
	E & D SPECIALTY STANDS, INC. NORTH COLLINS, NEW YORK		P524-21-H